



# Show Talent

Robimat Series (75 and 99)

Cold  
drinks  
vending machine



Robimat 99



Innovative lift system smoothly dispenses products in under 10 seconds



# Your advantages at a glance

---

## An eye-catcher worth talking about

The Robimat 75 and 99 cold beverage vendors ensure maximum turnover around the clock. With its full-length, multi-layer glass door, the Robimat affords a clear view of a wide range of tempting products to entice those impulse purchases.

Its innovative lift system smoothly transports glass bottles, PET-bottles, cans and cartons, delivering them in a few seconds to the customer. And what's more the glass door enables the customer to follow the whole dispense process.

The variety of products in the Robimat cannot be surpassed: it is possible to vend up to 48 (Robimat 75) or even up to 64 (Robimat 99) different kinds of beverages.

Sielaff: Promotes impulse purchases again and again.

## Product variety with maximum appeal

The Robimat series dispenses a wide range of attractively presented, chilled glass or PET bottles, cans and cartons - ranging from 0.2 to 1.25 l and from 200 to 2,000 g.

## Spectacular lift system to enhance the purchasing experience

The „theatre“ created by the lift enhances the machine's appeal and promotes sales. Products are transported virtually unshaken to the delivery carousel in under 10 seconds. Other features include a large advertising panel and programmable advertising runs.

## Filling and changing products made easy

Tiltable product compartments in different sizes for products up to Ø 85 mm make filling easy. Product ranges can be quickly changed and often without the need for conversions.

## All products perfectly chilled, guaranteed

Our low maintenance cooling system with electronically-controlled, high performance slide-in chiller unit ensures that a constant temperature is maintained throughout the entire internal cabinet. Our LM-version which has been specially equipped to guarantee the safe storage of fresh foods comes with automatic temperature monitoring as standard.

## Perfectly equipped for all locations

Available in two sizes and in a variety of layouts and configurations, the Robimat is an efficient and, above all, successful vending concept for any location. Its flexibility ensures sustainable profit.

## Custom design: Your competitive edge

Make your Robimat stand out from the crowd. Choose from a wide range of colours for the cabinet, use your own bespoke branding for the glass door, delivery carousel and lift arm to give your machine individuality and a competitive edge.



# Talent & Technology

## General Facts

- Sale of glass and PET-bottles, cans and cartons
- For products from 200 to 2,000 g or from 0.2 to 1.25 l having a diameter of up to 85 mm
- Capacity: 6 or 8 selections per shelf, up to 8 shelves, up to 48 (Robimat 75) or 64 (Robimat 99) selections
- Suitable for combination with other units
- Custom-branding design for the door, side walls and lift arm possible
- Modular construction and therefore particularly service-friendly and recyclable

## Energy Efficiency

- Energy efficiency classification A++ (Robimat 99) and A+ (Robimat 75)
- LED-illuminated internal cabinet
- Insulated composite glass

## Cooling

- Low maintenance cooling system with flexible, electronically controlled, high performance, slide-in cooling unit
- Cassette cooling for climatic class N (32 °C/65 % humidity); optional: Climatic class T (43 °C/75 % humidity)
- Systematic air cooling at all levels
- Optional: LM-version with freshfood chilling at  $\leq 4$  °C with automatic temperature monitoring

## Goods Compartments

- Powder coated, metal product compartments
- Product compartments are sub-divided into 3 (Robimat 75) or 4 (Robimat 99) each having 2 product selections
- Compartments can be pulled out individually for ease of filling
- Top shelves are tiltable
- Product retaining piece for secure storage and safer filling
- Product ranges can be easily changed without having to convert the compartments
- First-in-First-out dispense principle

## Product Delivery

- Reliable lift system with programmable advertising run
- Fast product delivery in under 10 seconds
- Smooth delivery of products to the delivery carousel
- Illuminated delivery carousel at an ergonomic height
- The delivery unit is well protected against vandalism and manipulation
- A sensor checks that the carousel is empty before another product is delivered
- Customer payment and product areas are located for the ease and comfort of disabled users

## Payment Systems

- Easy integration of payment systems

## Delivery and Installation

- Transported by forklift, no pallet
- Simple to install and commission

## Technology

- 2-door-system for perfect separation of the chilled and electronic areas; the second door can be pulled outwards to offer easier access to the control board and credit system
- Sales and Service data comply with EVA-DTS-Standard (e.g. infrared interface or MDB)
- Telemetry-capable
- MDB standard
- SMD-vending machine control board with flash memory
- Optional: BDV and Executive



## Overview of the available units

|            | EC | LM | HiSec | EO |
|------------|----|----|-------|----|
| Robimat 75 | X  | X  | X     | –  |
| Robimat 99 | X  | X  | X     | X  |

### Robimat 75/99 LM

- Fresh food chilling  $\leq 4$  °C throughout the entire internal cabinet
- Electronic temperature watch
- Automatic machine lock-out if temperature rises

### Robimat 75/99 High Security

- Coin insert slide and change return drum
- Hinge protection
- Impact protection
- Also available as an LM-version

### Robimat 99 EO

- Rain roof and water spray protection
- Coin insert slide and change return drum
- Hinge protection
- Impact protection
- High security frame with 2 additional locks
- Circuit breaker
- Reinforced chiller, heater
- Rear wall (additional advertising opportunity)



Robimat 99 HiSec




Robimat 99 EO

# Configuration examples

## Robimat 75


### 5 shelves, 30 selections

- For products up to Ø66 mm
- For approx. 270 drinks
- Typical layout for PET bottles up to 0.5 l




### 5 shelves, 28 selections

- Upper 4 shelves for products up to Ø66 mm, lower shelves up to Ø85 mm
- For approx. 244 drinks
- Typical layout for 3 shelves of 0.5 l PET bottles, 1 shelf of 0.33 l cans and 1 shelf of 1.0 l PET bottles




### 8 shelves, 48 selections

- For products up to Ø66 mm
- For approx. 432 drinks
- Typical layout for standard cans up to 0.33 l



### 4 shelves, 16 selections

- For products up to Ø85 mm
- For approx. 112 drinks
- Typical layout for 0.7 l bulb-shaped bottles or 1.0 l PET bottles





Housing available in pure white (RAL 9010), white aluminium (RAL 9006) and jet black (RAL 9005)



**EC Design  
Dimensions**

■ 1,830 (1,940\*) x 750 x 880 mm  
(height x width x depth)

**Weight**

■ 370 kg  
(without products, depending on the layout)

**Power consumption**

■ 480 W  
(varies depending on the refrigeration)

**HiSec Design  
Dimensions**

■ 1,830 (1,940\*) x 750 x 911 mm  
(height x width x depth)

**Weight**

■ 390 kg  
(without products, depending on the layout)

**Power consumption**

■ 480 W  
(varies depending on the refrigeration)

**Electrical data**

■ 230 V/50 Hz/10 A

\* Height at delivery





**EC Design  
Dimensions**

■ 1,830 (1,940\*) x 990 x 880 mm  
(height x width x depth)

**Weight**

■ 430 kg  
(without products, depending on the layout)

**Power consumption**

■ 480 W  
(varies depending on the refrigeration)

**HiSec Design  
Dimensions**

■ 1,830 (1,940\*) x 990 x 911 mm  
(height x width x depth)

**Weight**

■ 450 kg  
(without products, depending on the layout)

**Power consumption**

■ 480 W  
(varies depending on the refrigeration)

**Outdoor  
Dimensions**

■ 1,872 (1,982\*) x 1,075 x 1,030 mm  
(height x width x depth)

**Weight**

■ 490 kg  
(without products, depending on the layout)

**Power consumption**

■ 850 W  
(varies depending on the refrigeration)

**Electrical data**

■ 230 V/50 Hz/10 A

\* Height at delivery






## Robimat 99


### 5 shelves, 40 selections

- For products up to  $\varnothing 72$  mm
- For approx. 360 drinks
- Typical layout for PET bottles up to 0.5 l




### 5 shelves, 38 selections

- Upper 4 shelves for products up to  $\varnothing 72$  mm, lower shelves up to  $\varnothing 85$  mm
- For approx. 330 drinks
- Typical layout for 3 shelves of 0.5 l PET bottles, 1 shelf of 0.33 l cans and 1 shelf of 1.0 l PET bottles




### 8 shelves, 64 selections

- For products up to  $\varnothing 72$  mm
- For approx. 576 drinks
- Typical layout for standard cans up to 0.33 l



### 4 shelves, 24 selections

- For products up to  $\varnothing 85$  mm
- For approx. 168 drinks
- Typical layout for 0.7 l bulb-shaped bottles or 1.0 l PET bottles



**Sielaff GmbH & Co. KG**

Automatenbau  
Münchener Str. 20  
91567 Herrieden  
Germany

Telephone: +49 (0) 9825/18-0

Fax: +49 (0) 9825/18-155

E-Mail: [info@sielaff.de](mailto:info@sielaff.de)

Internet: [www.sielaff.com](http://www.sielaff.com)